

Type 654



TYPICAL APPLICATIONS

TECHNICAL DATA

DIMENSIONED DRAWING

Pulse Amplifier for DIN Rail Attachment

- Input NPN or PNP
- Output NPN or PNP
- For electromechanical or electronic counters
- 35 mm DIN rail attachment

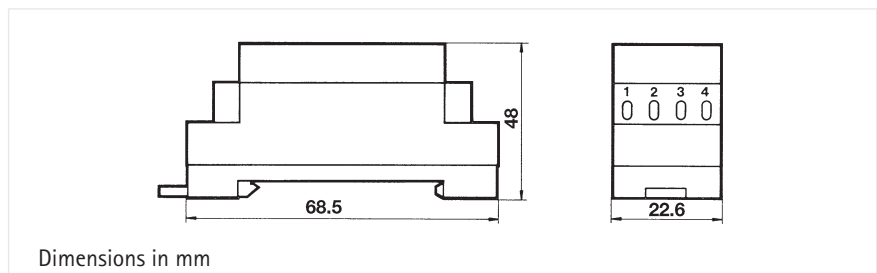
- Pulse amplifier for weak signals
- Inverter when PNP signals are to be converted into NPN signals (or vice versa)

Supply voltage V_{op}	10 ... 30 VDC
Current consumption	= switching current < 300 mA
Residual ripple	< 5 %
Operating temperature	- 10 ... + 50 °C
Storage temperature	- 20 ... + 70 °C
Electrical connection	screw terminals
Mounting	35 mm DIN rail attachment
Mounting position	any
Protection class (IEC 144)	IP 50, connections IP 00

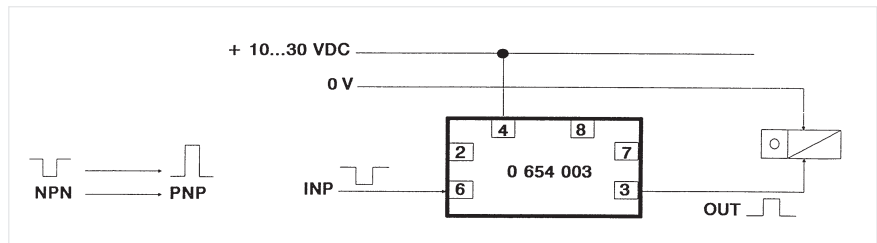
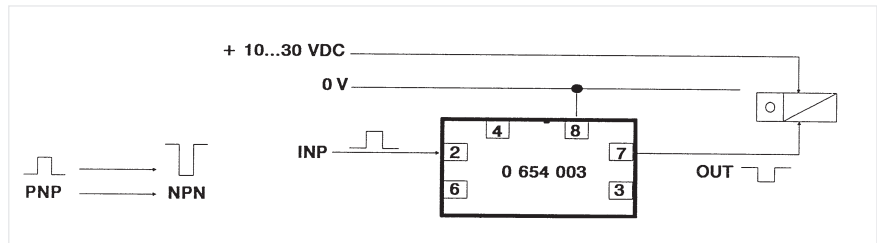
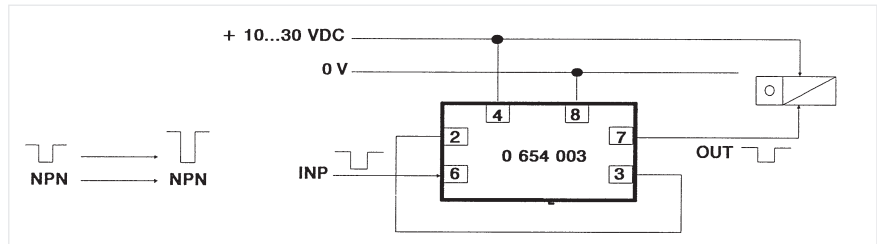
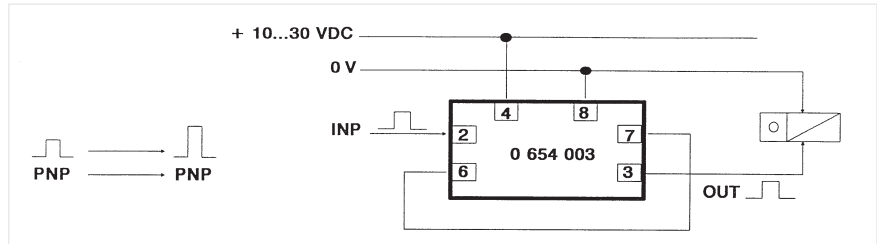
Input	
Amplitude thresholds	> 5.5 VDC or < with ext. resistor
Active edge	PNP or NPN
Pulse shape	random
Input resistance	2.2 k Ω
Min. pulse duration	1 μ s
Max. counting frequency	1 MHz

Output	
Signal type	PNP or NPN
Signal duration	= input pulse
Switching voltage	PNP V_{op} (- 1V), NPN 0 V (+ 1 V)
Switching current	max. 300 mA

Note: For actuation of electronic counters an additional load resistor of 1 k Ω must be connected in parallel to the count input



CONFIGURATION EXAMPLES



ORDER INFORMATION

Pulse amplifier Ordering code 0 654 003