

tico 731

Flexible Counter Series in DIN size 24 x 48 mm



- high contrast 8-digit LCD display or brilliant 6-digit LED display
- different supply voltages available:
 - independent of mains supply with lithium battery or
 - maintenance-free and environmentally friendly with 12-24 VDC supply
- also high-voltage input 12-250 VAC/VDC
- up to 8 different functions for each standard model:
 - 01 Pulse counter
 - 02 Tachometer (1/min)
 - 03 Time counter (display in hhhh:mm:ss)
 - 04 Time counter (display in hhhhhh,hh)
 - 05 Numerical display for the PLC (serial)
 - 06 Bidirectional position indicator
 - 07 Counter with differential mode
 - 08 Maintenance counter (on request)

OVERVIEW



Standard Models	Type 1	Type 2	Type 3	Type 4	Type 5
Hardware					
Display	8-digit LCD	8-digit LCD	8-digit LCD	8-digit LCD	6-digit LED
Supply voltage	Lithium battery	12 – 24 VDC	Lithium battery	12 – 24 VDC	12 – 24 VDC
Nominal data retention	7 years	NV-FRAM > 10 years	7 years	NV-Fram > 10 years	NV-Fram > 10 years
Active edge negative or positive edge programmable	x	x	x	x	x
Amplitude thresholds	< 0.7 and > 5 V, max. 30 V DC	< 0.7 and > 5 V, max. 30 V DC	< 3 V and > 12 V max. 250 V DC/AC	< 0.7 and > 5 V, max. 30 V DC	< 0.7 and > 5 V, max. 30 V DC
Counting frequency programmable	max. 7.5 kHz or 30 Hz attenuated	max. 7.5 kHz or 30 Hz attenuated	20 Hz	max. 7.5 kHz or 30 Hz attenuated	max. 7.5 kHz or 30 Hz attenuated
Control inputs	Reset and Keylock	Reset	Reset and Keylock	Reset and application input	Reset and application input
Keylock	external input	programmable	external input	programmable	programmable
Mounting depth	32 mm	32 mm	60 mm	60 mm	60 mm
Software					
Impulse counter	x	x	x	x	x
Tachometer 1/min	x	x		x	x
Time counter h : 1/100 h	x	x	x	x	x
Time counter h : min : s	x	x	x	x	x
Numerical display for PLC		x		x	x
Position indicator bi directional				x	x
Counter with differential mode					x
Maintenance counter (on request)					x

tico 731

TYPE 2



TECHNICAL DATA

Technical data

- LCD display
- DC supply voltage 12 – 24 V DC
- COUNT: programmable count input for voltage signal or contact, frequency 7.5 kHz or 30 Hz
- RESET: reset input with contact (negative, 30 Hz)
- short case

Operating temperature	-10 ... 50 °C
Storage temperature	-20 ... +60 °C
Electrical connection	screw terminals
Mmounting	with clamping frame
Front panel cutout	45 + 0.6 x 22 + 0.3 mm
Protection class (IEC 144)	front side IP 65, terminals IP 20
Dynamic strength	10 m/s ² (10 ... 150 Hz) according to IEC 68-T2-6
Shock stability	100 m/s ² (18 ms) according to IEC 68-T2-27
General rating	according to EN 61010, protective system II
Pulse shape	any square wave (1:1 for max. frequency)
Input resistance	< 50 kOhm (static)
Min. pulse length	17 ms (30 Hz), 70 µs (7.5 kHz)
Display	8-digit LCD, 7 mm
Supply voltage U _p	12 ... 24 V DC
Current consumption DC	12 ... 24 V DC < 5 mA
Nominal data retention	nonvolatile memory > 10 years

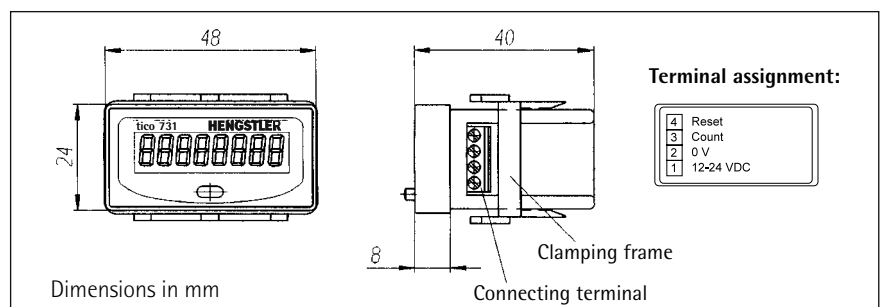
Inputs:

Amplitude thresholds	voltage input up to 7.5 kHz: < 0.7 V and > 5 V, max. 30 V DC
Active edge	negative or positive edge programmable

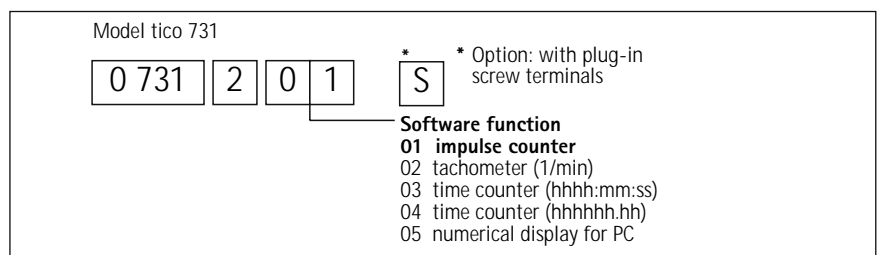
Control inputs:

Reset	- manual reset via keyboard (can be locked) - external reset with static behaviour, active edge negative attenuated 30 Hz
Reset lock	programmable via front key
Counting frequency	max. 7.5 kHz, transmission rate for numerical display: 100 Hz

DIMENSIONS CONNECTION DIAGRAM



ORDER NUMBER



SPECIAL FUNCTIONS

To best match your application, you can order special functions such as prescaler value, decimal point and preset value, which are permanently set by us before delivery. With the variable prescaler value you can adapt to already existing transfer ratios of your application. Small resolutions can be shown with the decimal point, e. g. for the position indicator or the tachometer.

A special feature is the possibility of displaying an information text in the display, e. g. for the surveillance of maintenance cycles. In this case the desired information is shown in the display after reaching the fixed preset value. You can display any text that can be created with the 7-segment alphabet, e. g. STOP, HELP, FILTER etc.


ORDER NUMBERS SPECIAL VERSIONS

Special functions for	Impulse counter	Tacho-meter	Time counter	Numerical display	Position indicator	Differential counter
Preset value 0.001 bis 99,999	X	X			X	X
Decimal point 0 to 3 positions behind the comma	X	X			X	X
Preset value 0 to 99 999 999	X		X			
Information text (on reaching the preset value) LCD = 8 characters LED = 6 characters	X		X			

ORDER NUMBERS SPECIAL VERSIONS

Choose version and basic function:

Model tico 731



* Option: with plug-in screw terminals only for standard model 1, 2

Standard version:

- 1 Standard model 1
- 2 Standard model 2
- 3 Standard model 3
- 4 Standard model 4
- 5 Standard model 5

Function:

- 1 Impulse counter
- 2 Tachometer (1/min)¹⁾
- 3 Time counter (hhh:mm:ss)
- 4 Time counter (hhhhh.hh)
- 6 Position indicator (2-channel)²⁾
- 7 Counter with differential mode³⁾

- 1) not available for standard type 3
- 2) not available for standard types 1, 2, 3
- 3) only available for standard type 5

Please state the desired special version on your order:

P: (Value); Prescaler value: 0.001 to 99.999⁴⁾

D: (Value); Decimal point: 0 to 3 positions after the dot⁴⁾

V: (Value); Preset value: 0 to 99 999 999⁵⁾

T: (Text); The information text displayed on reaching the preset value can be built up as required from the 7-segment alphabet

- 4) not available for time counters
- 5) not available for tachometers and position indicator